Split

Air Conditioning Technical Data

ATXP-M

> ATXP20M5V1B
> ATXP25M5V1B
> ATXP35M5V1B

TABLE OF CONTENTS

ATXP-M

1 Features 2

2 Specifications 3
Technical Specifications 3
Electrical Specifications 4

3 Options 5

4 Dimensional drawings 6

5 Centre of gravity 7

6 Piping diagrams 8

7 Wiring diagrams 10
Wiring Diagrams - Single Phase 10

8 Sound data 11
Sound Pressure Spectrum 11

1 Features

Discreet Siesta wall mounted unit providing high efficiency and comfort

- Practically inaudible: the unit runs so quietly, you will almost forget it is there.
- Online controller (optional): control your indoor from any location with an app, via your local network or internet and keep an overview on your energy consumption
- 3-D air flow combines vertical and horizontal auto swing to circulate a stream of warm or cool air right to the corners of even large spaces
- The unit's compact dimensions makes it ideal for renovation projects, especially for above door installation
- Choosing for an R-32 product, reduces the environmental impact with 68% compared to R-410A and leads directly to lower energy consumption thanks to its high energy efficiency
- Seasonal efficiency values up to A++ in cooling and heating
- Space saving contemporary wall mounted design

Econo mode

Energy saving during standby mode

Night set mode

Fan only

Comfort mode

Powerful mode

Auto cooling-heating changeover

Indoor unit silent operation

Vertical auto swing

Auto fan speed

Fan speed steps

Dry programme

Silver allergen removal and air purifying filter

Titanium apatite deodorising filter

Air filter

24 hour timer

Infrared remote control

Online controller via app

Auto-restart

Self diagnosis

Multi model application

2 Specifications

2-1 Technical Specifications					ATXP20M	ATXP25M	ATXP35M
Power input	Cooling	Nom.		kW	0.019	0.020	0.032
	Heating	Nom.		kW	0.023		0.032
Casing	Colour				White		
Dimensions	Unit	Height/Width/Depth		mm	286/770/225		
	Packed unit	Height/Width/Depth		mm	305/830/360		
Weight	Unit			kg	8.50		9.00
	Packed unit			kg	10.5		11.0
Packing	Weight			kg	2.0		
Heat exchanger	Length			mm	610		
	Rows	Quantity			2		
	Fin pitch			mm	1.40		
	Stages	Quantity			18		
	Passes	Quantity			2.2		
	Tube type				ø5 Hi-XB		
	Fin	Type			ML fin (Multi louver)		
Heat exchanger 2	Length			mm	-		600
	Rows	Quantity			-		1
	Fin pitch			mm	-		1.40
	Stages	Quantity			-		4
Air filter	Type				Removable / washable		
Fan	Type				Cross flow fan		
	Quantity				1		
	Air flow rate	Cooling	High	m³/min	9.5	9.7	11.5
				cfm	335.1	343.3	406.1
			Medium	m³/min	7.4	7.7	8.3
				cfm	262.0	270.2	293.1
			Low	m³/min	5.6	5.8	6.3
				cfm	198.1	205.9	222.5
			Silent operation	m³/min	4.2		4.5
				cfm	146.6		159.0
		Heating	High	m³/min	10.4		11.5
				cfm	368.0		406.1
			Medium	m³/min	8.1		9.0
				cfm	286.0		317.8
			Low	m³/min	6.2	6.4	7.0
				cfm	217.9	226.0	247.2
			Silent operation	m³/min	5.2		5.3
				cfm	182.2		287.0
Fan motor	Model				MM6K11S20VA		
	Speed	Steps			5 + silent, + auto		
		Cooling	High/Medium/Low/Silent operation	rpm	1,000/820/660/530	1,020/840/680/530	1,140/870/700/540
		Heating	High/Medium/Low/Silent operation	rpm	1,080/880/710/620	1,080/880/730/620	1,140/930/760/610
	Output	Rated		W	22		
Sound power level	Cooling / Heating			dBA	55		58

2 Specifications

2-1 Technical Specifications				ATXP20M	ATXP25M	ATXP35M
Sound pressure level	Cooling	High/Medium/ Low/Silent operation	dBA	39/33/25/19	40/33/26/19	43/34/27/20
	Heating	High/Medium/ Low/Silent operation	dBA	39/34/28/21	40/34/28/21	40/35/29/21
Control systems	Infrared remote control			ARC480A53		
	Wired remote control			BRC944B2 / BRC073A1		
Piping connections	Liquid	OD		6,35		
	Gas	OD		9.50		
	Drain			18		
	Heat insulation			Both liquid and gas pipes		
Temperature control				Microcomputer control		
Air direction control				Left, right, up and downwards		

Standard Accessories : Installation manual; Quantity : 1;
Standard Accessories : Operation manual; Quantity : 1;
Standard Accessories : Infrared remote control; Quantity : 1;
Standard Accessories : AAA dry-cell batteries; Quantity : 2;
Standard Accessories : Remote control holder; Quantity : 1;
Standard Accessories : Mounting plate; Quantity : 1;
Standard Accessories : Titanium apatite deodorizing filter; Quantity : 1;
Standard Accessories : Silver particle filter; Quantity : 1;
Standard Accessories : Indoor unit fixing screws; Quantity : 2;

2-2 Electrical Specifications				ATXP20M	ATXP25M	ATXP35M
Power supply	Phase			1~		
	Frequency		Hz	50		
	Voltage		V	220-240		
Current	Nominal running current (RLA) - 50Hz	Cooling	A	0.19	0.20	0.29
		Heating	A	0.21		0.29

3 Options

3 - 1 Options

ATXP20-35M

Option kit	Product name	Remark	Applicable models	Class	Casing	Factory
			FTXP20M5V1B	20	BMS-R32	DTAS
			FTXP25M5V1B	25	BMS-R32	DTAS
			FTXP35M5V1B	35	BMS-R32	DTAS
			ATXP20M5V1B	20	BMS-R32	DTAS
			ATXP25M5V1B	25	BMS-R32	DTAS
			ATXP35M5V1B	35	BMS-R32	DTAS
Wired remote control	BRC073A1		✓	✓	✓	✓	✓	✓
Wired remote control	BRC944B2		✗	✗	✗	✗	✗	✗
Extension cord for wired remote control (·3·m)	BRCW901A03		✓	✓	✓	✓	✓	✓
Extension cord for wired remote control (·5·m)	BRCW901A08		✓	✓	✓	✓	✓	✓
Interface adaptor for wired remote control	KRP980B1		✗	✗	✗	✗	✗	✗
Interface adaptor for wired remote control	EKRP067A41		✗	✗	✗	✗	✗	✗
Interface adaptor for wired remote control	EKRP980B2		✗	✗	✗	✗	✗	✗
Centralised control board (up to ·5· rooms)	KRC72A		✗	✗	✗	✗	✗	✗
Wiring adaptor (normal open contact - normal open pulse contact)	KRP413AB1S		✗	✗	✗	✗	✗	✗
Wi-Fi adaptor for smartphones	BRP069B41	④⑤	✗	✗	✗	✗	✗	✗
Wi-Fi adaptor for smartphones	BRP069B42	⑤	✗	✗	✗	✗	✗	✗
Wi-Fi adaptor for smartphones	BRP069B43	⑤	✗	✗	✗	✗	✗	✗
Wi-Fi adaptor for smartphones	BRP069A44	⑥	✗	✗	✗	✗	✗	✗
Wi-Fi adaptor for smartphones	BRP069B45	⑤	✓	✓	✓	✓	✓	✓
Interface adaptor for DIII-NET	KRP928BB2S		✓	✓	✓	✓	✓	✓
Central remote control	DCS302CA51		✗	✗	✗	✗	✗	✗
Unified ON/OFF controller	DCS301BA51		✗	✗	✗	✗	✗	✗
Schedule timer	DST301BA51		✗	✗	✗	✗	✗	✗
Titanium apatite deodorising filter without frame	KAF971A42	①	✗	✗	✗	✗	✗	✗
Titanium apatite deodorising filter without frame	KAF952B42	③	✗	✗	✗	✗	✗	✗
Titanium apatite deodorising filter without frame	KAF970A46	②	✓	✓	✓	✓	✓	✓
Honeycomb deodorising and air-purifying filter without frame	KAF968A42		✗	✗	✗	✗	✗	✗
Honeycomb deodorising filter with frame	KAZ917B41		✗	✗	✗	✗	✗	✗
Honeycomb deodorising filter without frame	KAZ917B42		✗	✗	✗	✗	✗	✗
Air-purifying filter with frame	KAF925B41		✗	✗	✗	✗	✗	✗
Honeycomb deodorising and air-purifying filter with frame	KAF046A41		✗	✗	✗	✗	✗	✗
Anti-theft protection for remote control	KKF910AA4		✗	✗	✗	✗	✗	✗
Anti-theft protection for remote control	KKF917AA4		✗	✗	✗	✗	✗	✗
Anti-theft protection for remote control	KKF936A4		✓	✓	✓	✓	✓	✓
Installation frame for floor-standing units	BKS028A4		✗	✗	✗	✗	✗	✗
Optional remote control BRC480A54 for heating-only indoor units	BRC54A	⑦	✓	✓	✓	✓	✓	✓
Silver particle filter with frame	KAF057A41		✓	✓	✓	✓	✓	✓

Notes

1. R32 models

Legend

① Three-dimensional knitted fabric (·42x275·mm) + activated charcoal net

② Three-dimensional knitted fabric (·42x255·mm) + activated charcoal net

③ Corrugated fiberboard (·42x275·mm)

④ Without connection cable

⑤ Option ·BRP069A**· was replaced by option ·BRP069B**·.

⑥ This option is no longer produced.

⑦ Only for France

3D121476

4 Dimensional drawings

4 - 1 Dimensional Drawings

ATXP20-35M

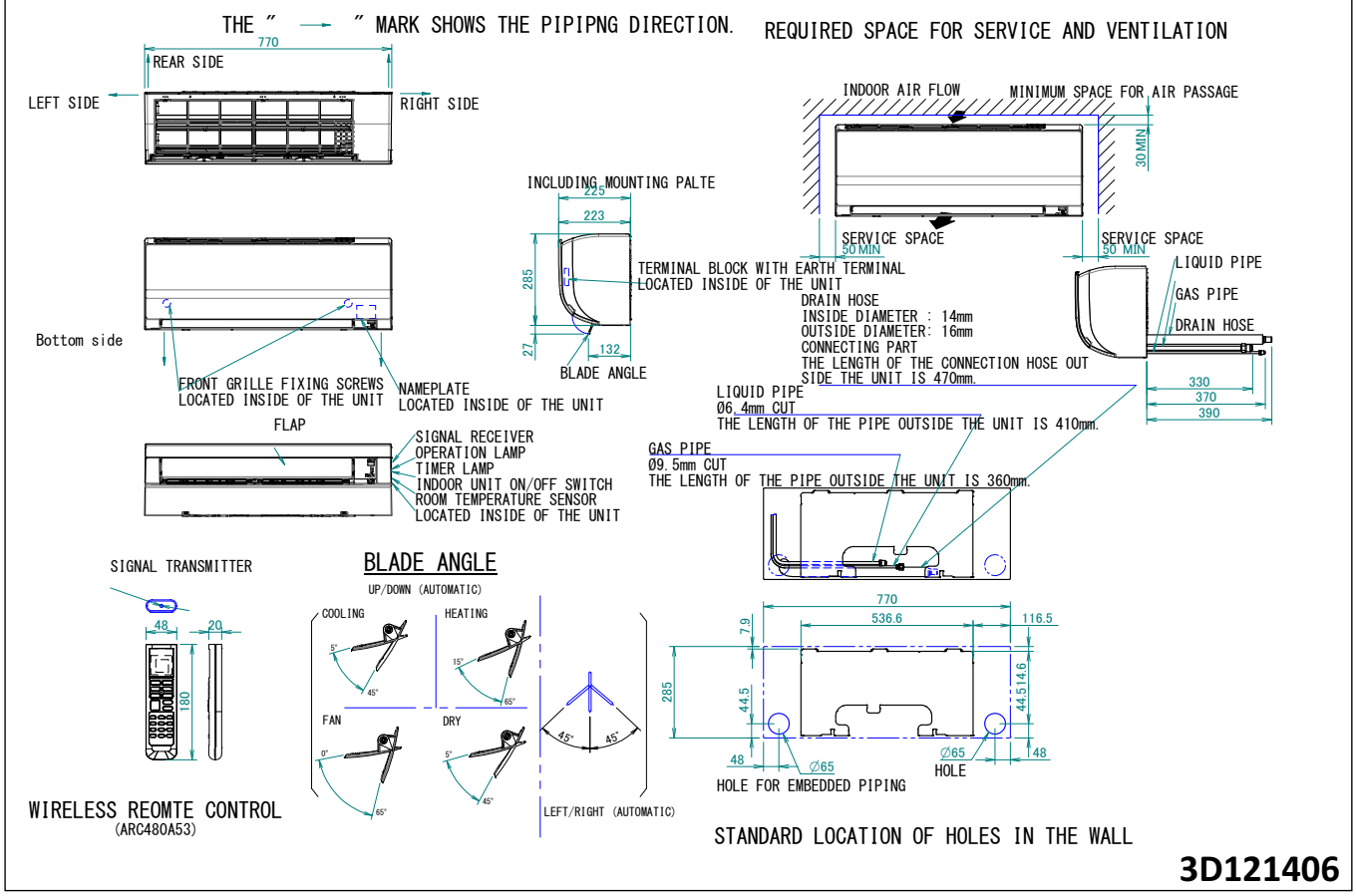

5 Centre of gravity

5 - 1 Centre of Gravity

ATXP20-35M

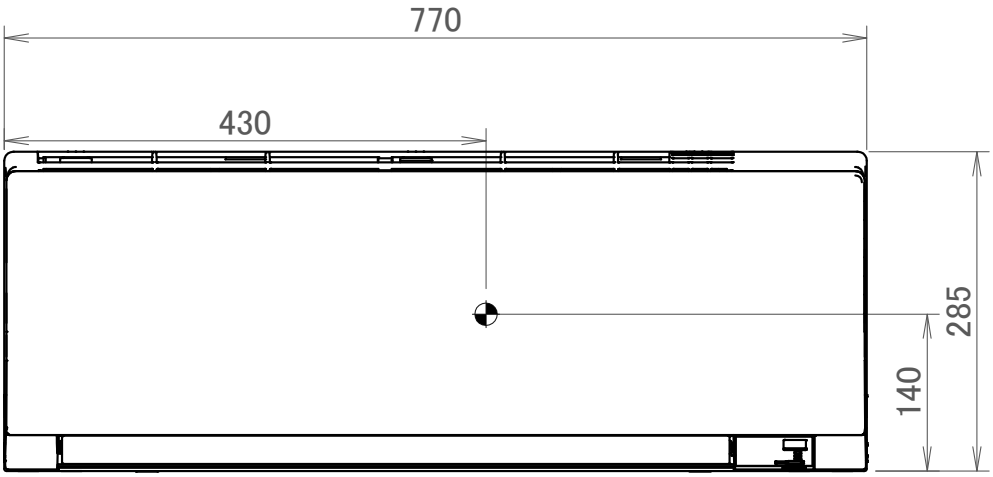

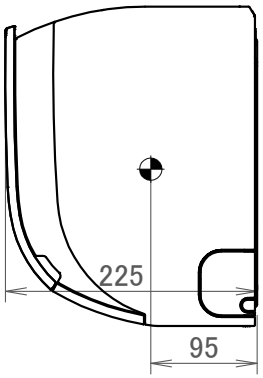

4D094235D

6 Piping diagrams

6 - 1 Piping Diagrams

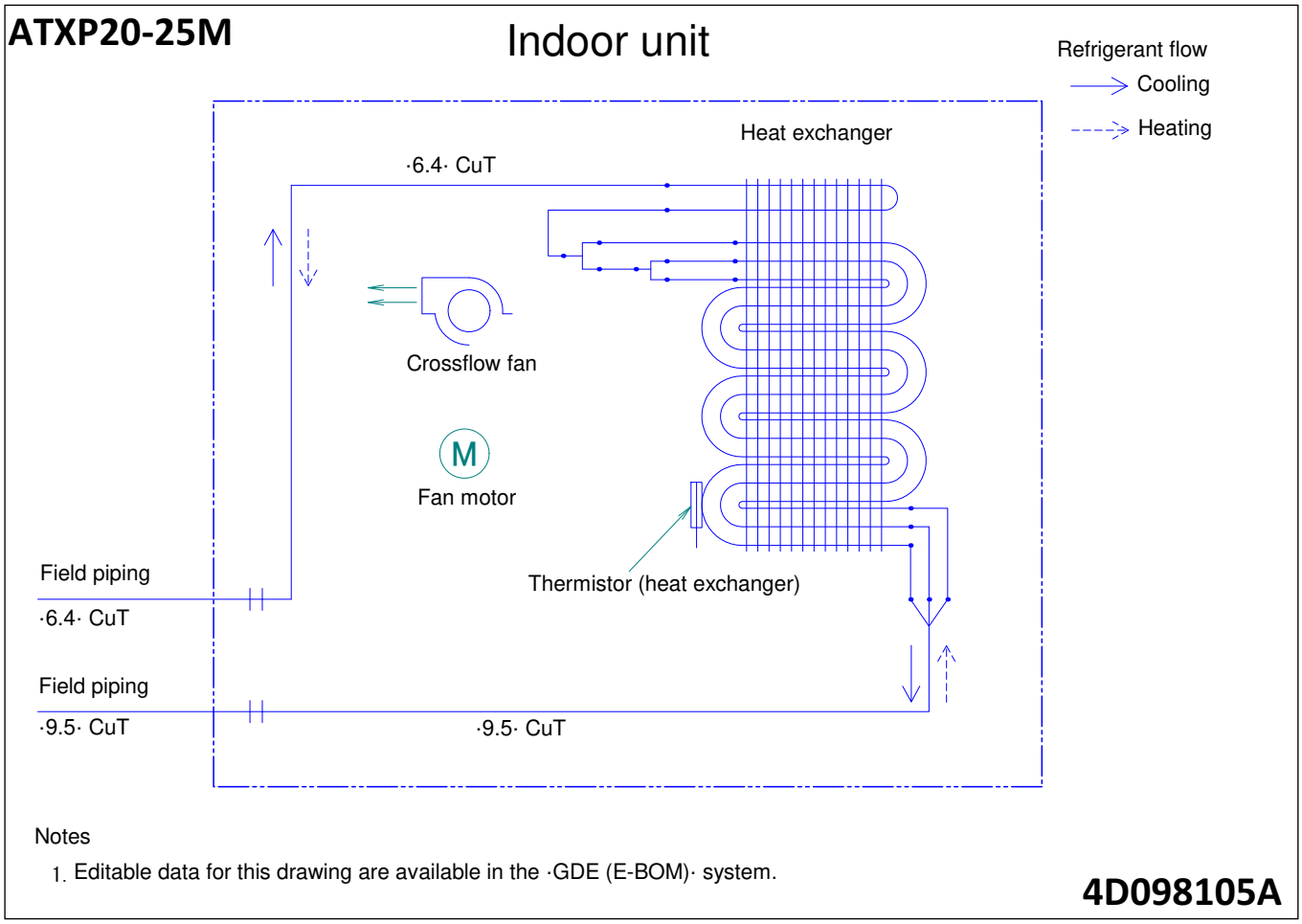

6 Piping diagrams

6 - 1 Piping Diagrams

ATXP35M

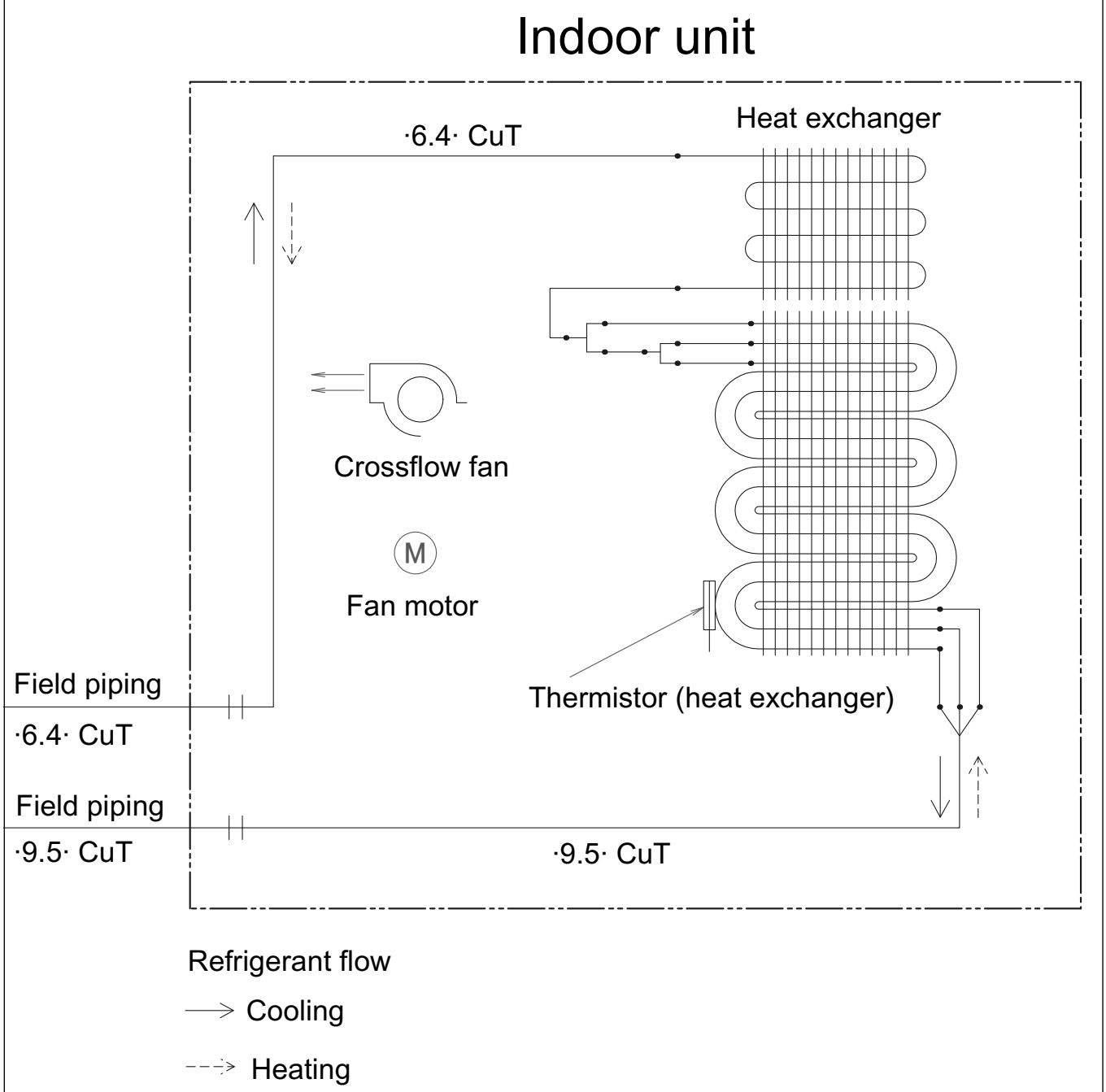

4D098106B

7 Wiring diagrams

7 - 1 Wiring Diagrams - Single Phase

ATXP20-35M

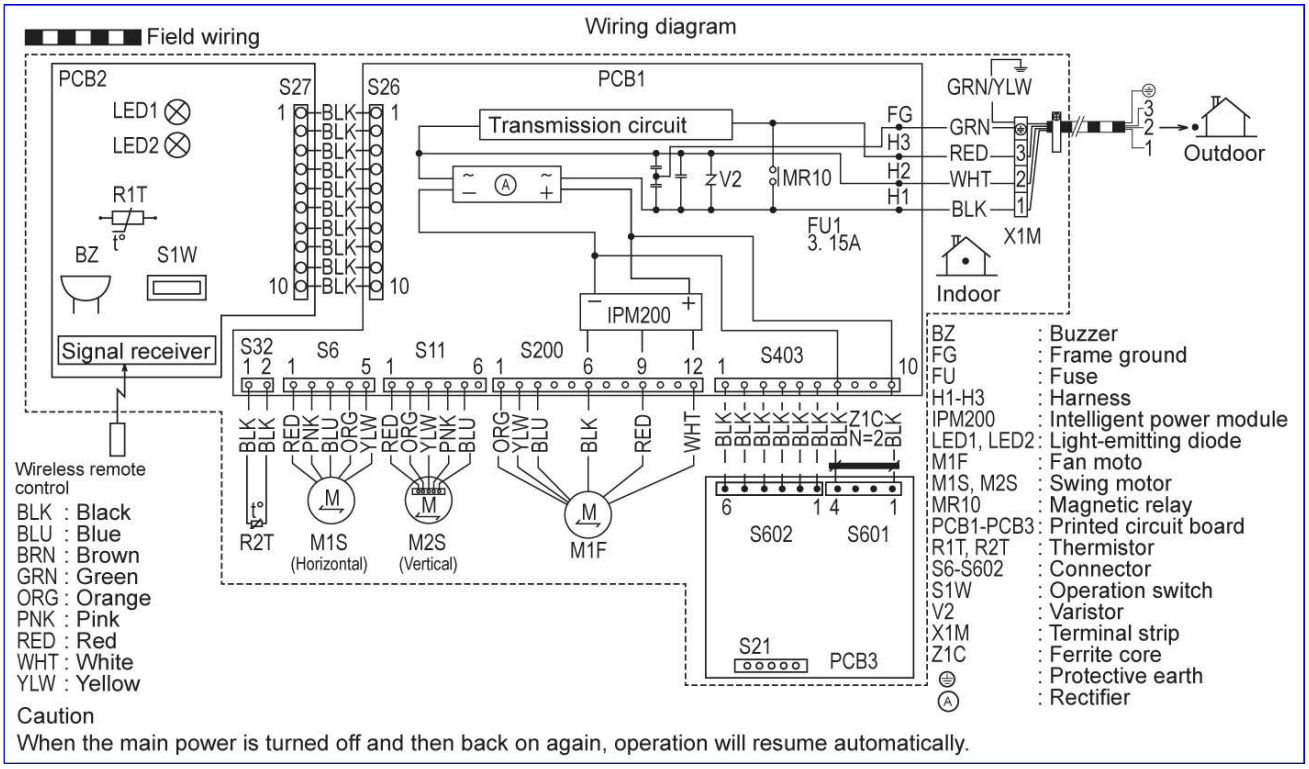

NOTES :
1. SIZE : LENGTH 70x WIDTH 120
2. REFER TO PURCHASING SPECIFICATION AS303002 UNLESS OTHERWISE SPECIFIED.
3. EDITABLE DATA FOR THIS DRAWING ARE AVAILABLE IN THE GDE (E-BOM) SYSTEM.

3D120753

8 Sound data

8 - 1 Sound Pressure Spectrum

ATXP20M

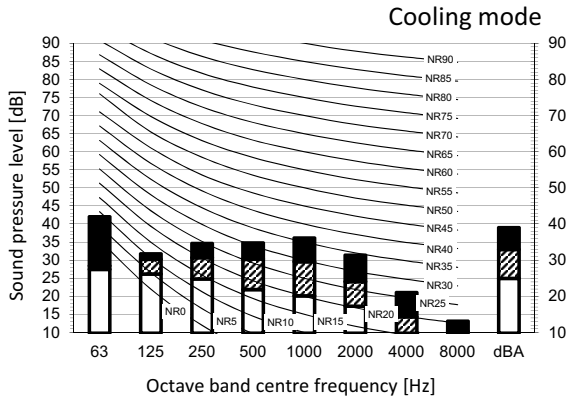

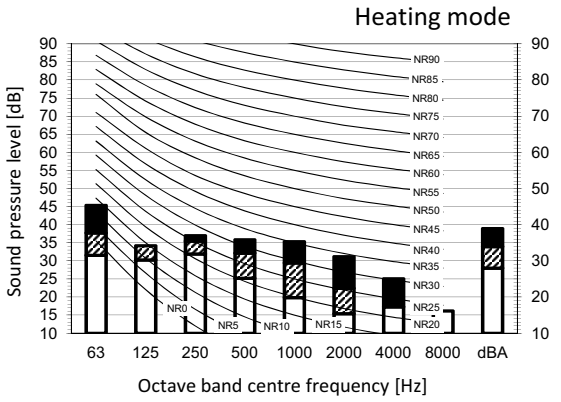

Legend

dBA = A-weighted sound pressure level (A scale according to IEC).

A	Scale	Fan speed
B	■	High
C	▨	Medium
D	□	Low

Cooling — Total dB

A	B	C	D
dBA	39	33	25

Heating — Total dB

A	B	C	D
dBA	39	34	28

Location of microphone

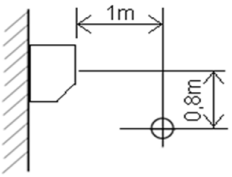

Notes

1. Operating conditions: power source 220-240 V/220 V 50/60 Hz; JIS standard
2. Background noise already taken into account.
3. Operating noise varies depending on operation and ambient conditions.
4. The operation noise measuring method is in accordance with JISC9612.
5. Measuring location: anechoic chamber

3D108789A

ATXP25M

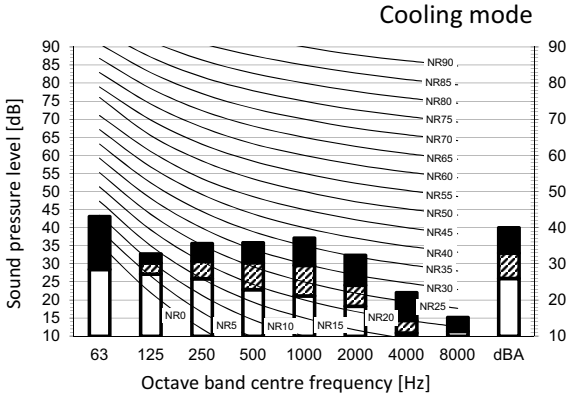

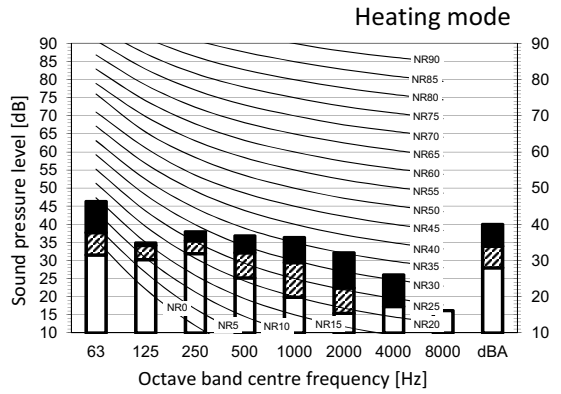

Legend

dBA = A-weighted sound pressure level (A scale according to IEC).

A	Scale	Fan speed
B	■	High
C	▨	Medium
D	□	Low

Cooling — Total dB

A	B	C	D
dBA	40	33	26

Heating — Total dB

A	B	C	D
dBA	40	34	28

Location of microphone

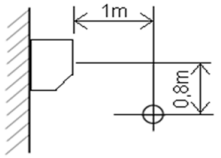

Notes

1. Operating conditions: power source 220-240 V/220 V 50/60 Hz; JIS standard
2. Background noise already taken into account.
3. Operating noise varies depending on operation and ambient conditions.
4. The operation noise measuring method is in accordance with JISC9612.
5. Measuring location: anechoic chamber

3D108790A

8 Sound data

8 - 1 Sound Pressure Spectrum

ATXP35M

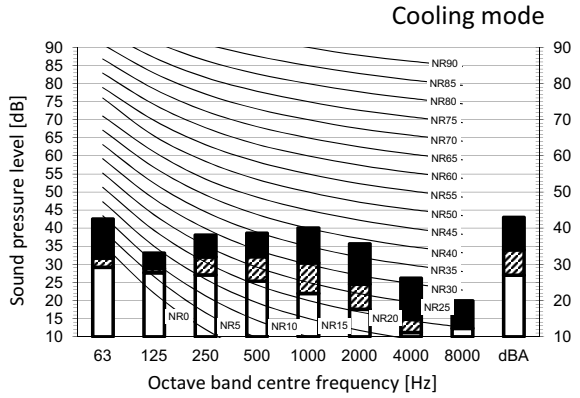

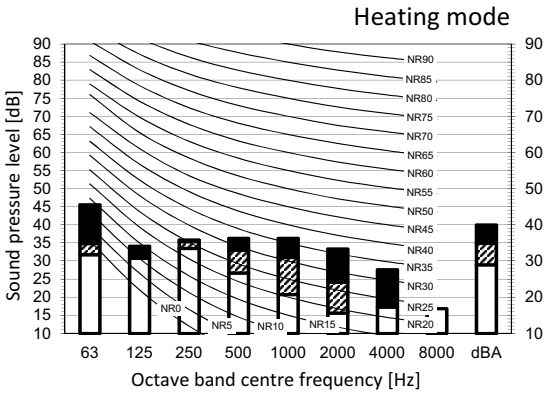

Legend

dBA = A-weighted sound pressure level (A scale according to IEC).

A	Scale	Fan speed
B	■	High
C	▨	Medium
D	□	Low

Cooling — Total dB

A	B	C	D
dBA	43	34	27

Heating — Total dB

A	B	C	D
dBA	40	35	29

Location of microphone

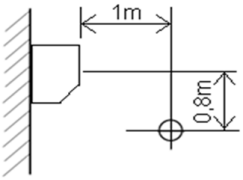

Notes

1. Operating conditions: power source 220-240 V/220 V 50/60 Hz; JIS standard
2. Background noise already taken into account.
3. Operating noise varies depending on operation and ambient conditions.
4. The operation noise measuring method is in accordance with JISC9612.
5. Measuring location: anechoic chamber

3D108791A

Daikin Europe N.V. Naamloze Vennootschap - Zandvoordestraat 300, B-8400 Oostende - Belgium - www.daikin.eu - BE 0412 120 336 - RPR Oostende

MIX
Paper from responsible sources
FSC® C109049

EEDEN19 01/19

Daikin Europe N.V. participates in the Eurovent Certified Performance programme for Liquid Chilling Packages and Hydronic Heat Pumps, Fan Coil Units and Variable Refrigerant Flow systems. Check ongoing validity of certificate: www.eurovent-certification.com

The present leaflet is drawn up by way of information only and does not constitute an offer binding upon Daikin Europe N.V.. Daikin Europe N.V. has compiled the content of this leaflet to the best of its knowledge. No express or implied warranty is given for the completeness, accuracy, reliability or fitness for particular purpose of its content and the products and services presented therein. Specifications are subject to change without prior notice. Daikin Europe N.V. explicitly rejects any liability for any direct or indirect damage, in the broadest sense, arising from or related to the use and/or interpretation of this leaflet. All content is copyrighted by Daikin Europe N.V.